

1. DESCRIPTION

Weldable ribbed reinforcing steel bars for concrete reinforcement according to standard NF A 35-080-1 grade B500B. Mechanical properties and chemical composition according to "Arrêté Interministériel du 08 Mars 1997" (published on Journal Officiel de La Republique Algerienne Nr. 54) grade Fer H. AD/E E500.

2. HEAT CHEMICAL COMPOSITION

	Limit	C %*	P %	S %	Cu %	N %	Ceq %*
J.O.R.A.	max	0.27	0.060	0.060	-	-	0.51
NF A 35-080-1	max	0.22	0.050	0.050	0.80	0.012	0.50

*Note: in accordance with NF A 35-080-1 carbon content can exceed the specified limit of a maximum quantity of 0.03%, provided that the maximum value of Ceq is lowered of 0.02%.

3. MECHANICAL AND DIMENSIONAL PROPERTIES

Standard	Steel grade	Diameter range Mm	Y.P. min MPa	T.P. min MPa	YP/YP nom Max	TP/YP min	A5 min %	Agt min %
J.O.R.A.	E500	8 ÷ 36	500	550	-	1.10	12	-
NF A 35-080-1	B500B	8 ÷ 36	500	-	<1.30	1.08	-	5

NOTE:

Tolerance on mass per meter: as per "Arrêté Interministériel du 08 Mars 1997" published on Journal Officiel de La Republique Algerienne Nr. 54, or alternatively as per customer's request.

Bend and rebend test: tables A, B e C.

Table A – bend test (bend angle 180°) according to J.O.R.A.

Nominal diameter (mm)	8	10	12	14	16	20	25	32	40
Mandrel diameter (mm)	20	25	40	52	63	80	125	160	200

Table B – rebend test (bend angle 90° rebend angle 20° after aging) according to J.O.R.A.

Nominal diameter (mm)	8	10	12	14	16	20	25	32	40
Mandrel diameter (mm)	40	50	63	84	100	160	200	320	400

Table C – bend and rebend test (bend angle 90° rebend angle 20° after aging) according to NF A 35-080-1

Nominale diameter (mm)	8	10	12	14	16	20	25	32	36	40
Bend mandrel diameter (mm)	24	30	36	42	48	120	150	192	216	240
Rebend mandrel diameter (mm)	40	50	60	70	80	160	200	320	360	400

4. STANDARD PACKAGING

In bundles of standard length 12m and maximum weight 2.5t.

Diameter 8/10mm bundles: tied with wire rod (4 single bindings and 3 double bindings at position 500-2000-4250-6000mm from the ends of the bundle).

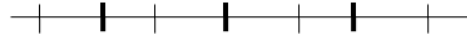
Diameter 12/36mm: tied with wire rod (2 single bindings and 3 double bindings at position 750-3000-6000mm from the ends of the bundle).

Length tolerance: -0/+100 mm.

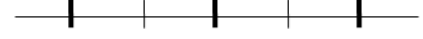
Short bars for a maximum amount of 2% in weight and minimum length 6m.



Bundle length 12m (diameters 8/10 mm)



Bundle length 12m (diameters 12-36mm)



| = single binding

▬ = double binding

5. STANDARD IDENTIFICATION

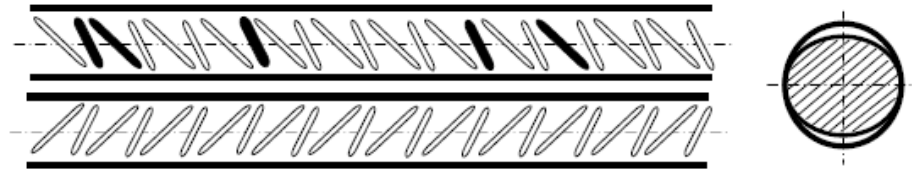
Each bundle identified with a label reporting: manufacturer, grade, heat number, diameter, bundle length, nominal weight, standard references, date of rolling.

6. STANDARD CERTIFICATION

Mill test report with chemical composition and mechanical properties.

8. RIB GEOMETRY

Rolling mark 4-7-2



Siderpotenza S.p.A.

Registered Office

Zona Industriale Rivoli
33010 Osoppo, UD – Italy
Tel: +39 0432 062811
Fax: +39 0432 062800

Production Site

Via della Siderurgica 16
85100 Potenza – Italy
Tel: +39 0432 062560
Fax: +39 0971 58089

www.pittini.it